

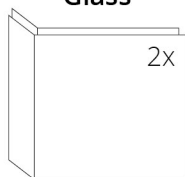
SPECIFICATIONS

Rated thermal input	3,8 kW
Efficiency	86 %
Smoke flue diameter	150 mm
Min. thrust (under pressure) for rated thermal input	12 Pa
Fuel gas temperature	193 °C
Volume of fuel gas	3 g/s
CO emissions in fuel gas (at 13 % O ₂)	0,0814 %
Dust in the fuel gas (at 13 % O ₂)	16 mg/Nm ³
Volume of fuel per hour	1,15 kg/h
Fuel	wood (beech logs)
Weight	112 kg



LIST OF SPARE PARTS

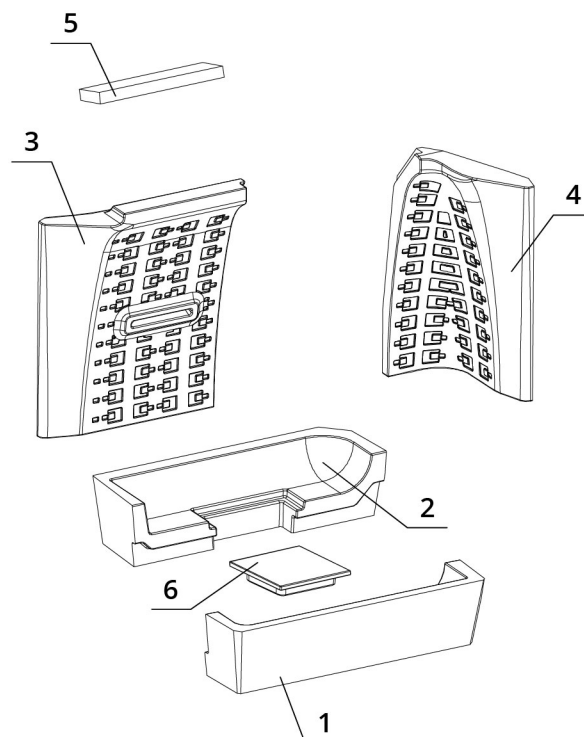
Glass



530 x 330 x 468 mm

Carcon stones

1. Front bottom
2. Back bottom
3. Back
4. Side
5. Deflector
6. Carcon blind



BEF FEEL 6 CL PASSIVE

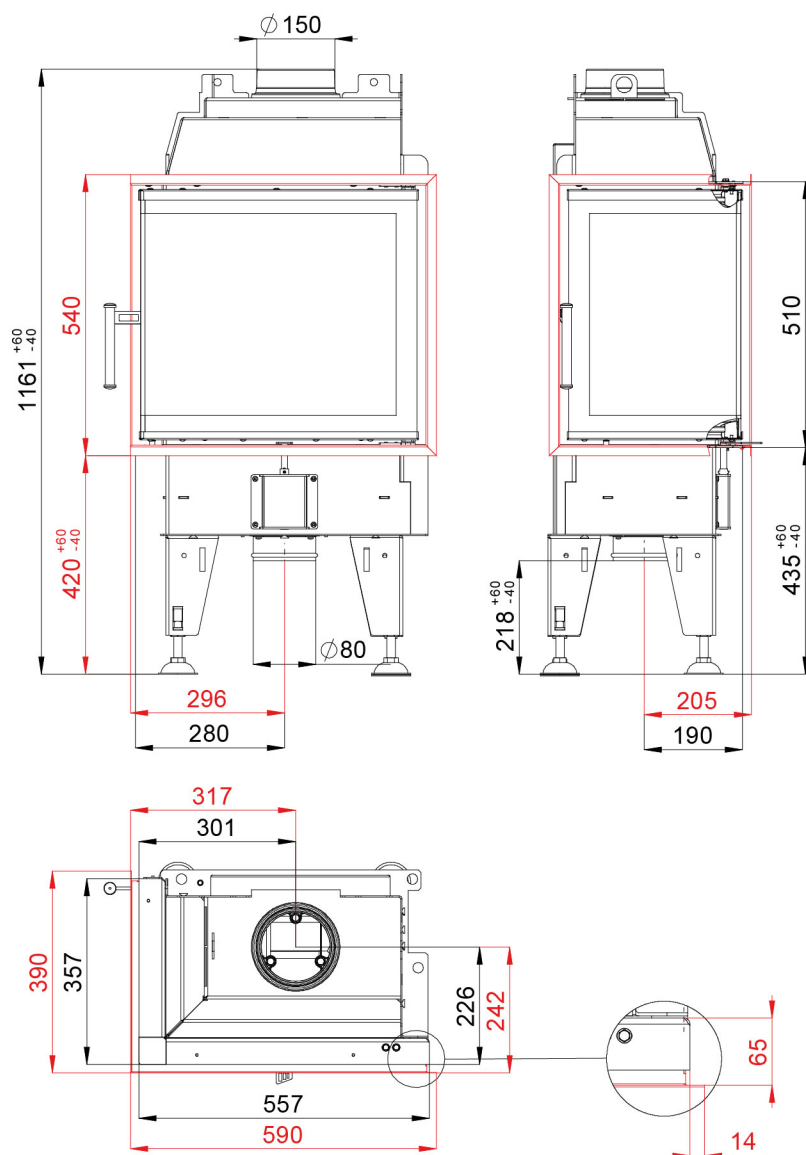
BLOWER DOOR
TEST

ČSN EN
13229

eco
design

www.befhome.com

TECHNICAL DRAWING



BEF FEEL 6 CL PASSIVE

BLOWER DOOR
TEST

ČSN EN
13229

eco
design

www.befhome.com