


SPECIFICATIONS

Rated thermal input	5 kW
Efficiency	84 %
Smoke flue diameter	150 mm
Min. thrust (under pressure) for rated thermal input	12 Pa
Fuel gas temperature	206 °C
Volume of fuel gas	4,3 g/s
CO emissions in fuel gas (at 13 % O ₂)	0,0946 %
Dust in the fuel gas (at 13 % O ₂)	17 mg/Nm ³
Volume of fuel per hour	1,53 kg/h
Fuel	wood (beech logs)
Weight	118 kg



LIST OF SPARE PARTS

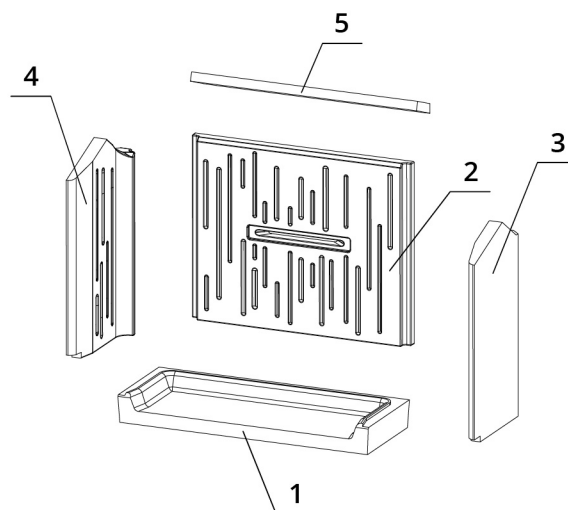
Glass



570 x 468 mm

Carcon stones

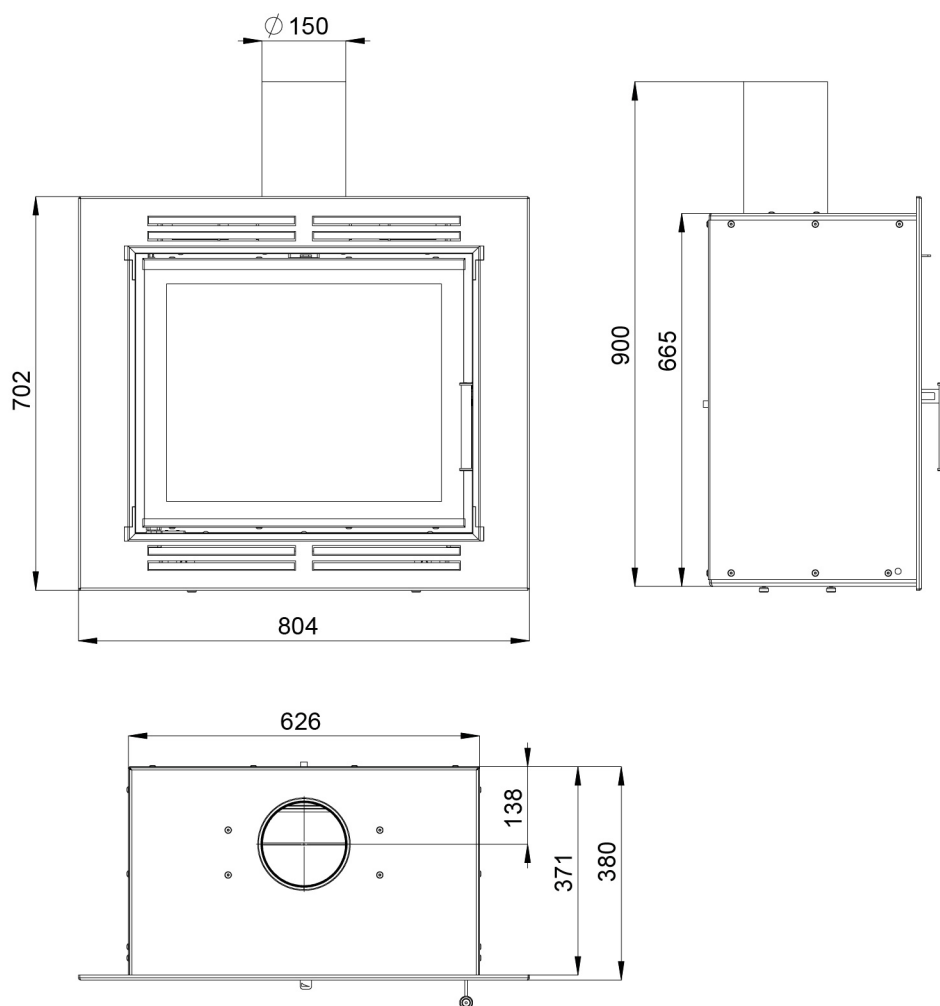
1. Bottom
2. Back
3. Right side
4. Left side
5. Deflector



BEF EFFI 6

ČSN EN
13229

TECHNICAL DRAWING



BEF EFFI 6

ČSN EN
13229